

# ANGLING

## in South West Denmark

DKK 20,-

Denmark's best  
angling waters



**An abundance of winding  
streams and rivers**

Read page 8

**Kongeåen  
- room for everyone**

Read page 11

**Map of South West Denmark**

Read page 19



# Angling in South-West Denmark

## Welcome to best fishing locations in Denmark

Without a doubt you are familiar with the term “An angler’s Paradise”. Throughout the years lots of fishing locations have been described with this uncompromising term and for most of them probably with good reason. Just to point out that in the whole of Europe it will be difficult to find better locations for angling than in the South-west Jutland.

In the southwestern part of Denmark you’ll find angling locations of very high standard and every stream has a fine population of fish. Contrary to lots of our neighbouring Countries you’ll never find streams or lakes with no fish, and if you get familiar with the conditions you’ll hardly ever return empty handed from a day of fishing.

Nowhere in Europe can compete with the quantity in the waters of South Jutland, and you’ll also find it difficult to find numerous locations that can compete with the quantity of salmon, and we’ve got a lot more to offer.

The great variation of potential fishing activities can satisfy every angler. Whether you are passionate about coarse fishing, active spinner fishing, or the art of fly-fishing, you’ll be able to find your own little paradise.

This guide is especially for anglers, who can easily identify with the quotation above, but others with an interest in fishing might also benefit from reading this, and the beginners will definitely find lots of good advice and guidance for a nice day of fishing.

“A bad day of fishing is always better than a god day at work”



<b>Salmon and Sea trout</b>	page	<b>3</b>
<b>Fly-fishing and Spinner-fishing</b>	page	<b>4</b>
<b>Worm-fishing</b>	page	<b>5</b>
<b>Brown trout</b>	page	<b>6</b>
<b>Rainbow trout</b>	page	<b>7</b>
<b>Rivers &amp; streams in South West Denmark</b>	page	<b>8</b>
<b>Map of South West Denmark</b>	page	<b>19</b>

# Stream fishing

This section will provide you with lots of good advice on how to improve your potential success when fishing for these species: Salmon - Sea trout - Brown trout - Rainbow trout - Grayling

## Salmon and Sea trout

You probably already know what it takes to be successful when fishing for salmon and sea trout: the correct water level and flow, the weather, the time of year and the time of day.

There is always a chance of catching a salmon or a sea trout but a reasonable water level and flow definitely increases your chances a lot.

If heavy rain has raised the water level in the stream significantly and the water gets brownish like coffee, more salmon and sea trout will swim up the stream and the chances of catching one will increase. When the water level rises it is also harder for the fish to see you on the bank.

When the water level rises there will not only be more fish in the stream,

there will also be a struggle among the fish that have just reached the stream and the ones that are already struggle to get the best spots make the fish agitated and aggressive but it will only increase your chances of a nice catch. The time of day is not as important when the water level is high as when the water level is low, but generally fishing from sunset to sunrise is more effective than fishing during the daytime, when fishing for migratory fish. Generally the water level is lower during summertime which makes angling during daytime less effective when fishing for salmon and sea trout. The fish hide under the bank, in the aquatic plants and in the deep pools and not until sunset or at least an hour prior to sunset, you will see some activity among the fish in the stream. The fish get out from their hideouts to

defend their spots and chase possible rivals away.

If you are lucky you can actually see the dark shadows under the waterline between the sand banks in the curves of the stream.

Angling in the summertime equals angling in the nighttime if you want the best chances of catching a salmon or a sea trout.

A good idea is to get there early to get a good view of the entire surroundings, where to fish and where to be careful for holes on the bank, trees, bushes and electric fences as it will be very difficult to see when night falls.

Use ordinary - not too heavy - gear for fishing.



## Fly-fishing

If you choose fly-fishing, a one-hand rod class 8 and 10 feet, will be suitable for most streams. In bigger and wider streams you might want to use a two-hand fly-fishing rod.

In the early spring or in the closing stages of the season where the water level and the flow is high, it might be a good idea to use a fast sinking fly line. When fishing during summertime or when the water level is low you can benefit from using a floating line with sinking leader, you can get the leaders with different sinking time. Sinking leader number 5 is adequate and is actually only used when the water level and flow is very high.

You will often benefit from fishing with your fly close to the bottom but during nighttime a high fishing fly that floats on the surface can be surprisingly effective. The choice of fly is yours but a brown and bushy fly is definitely worth a shot as your first choice.

The pattern of the fly is also a very individual choice as it hasn't been scientifically proven that one certain pattern is better than the other, although it might be a good idea to contact a local tackle dealer for tips on what to choose for a certain stream.

For fishing in the evening and at night here are some tips on how to get the best results.

Cast the fly diagonally across the stream landing on the surface approximately 20-40 cm. from the opposite bank, then let the flow lead the fly across the stream to where you stand and you might want to give it a few jerks on the way.

When it's time for another cast then pick up the fly and repeat your cast. When casting the fly do it without the back cast because of the risk of the line getting caught in something behind you. In the dark it is very hard to free your line.

It also makes the fishing easier without using the back cast.

It's a good idea to let the fly briefly touch the water a few meters in front of your actual target, then pick up the

fly and repeat your cast to place the fly on the spot chosen by you. By using this technique you'll get a better look at the actual length of your first cast and then it is easier to determine exactly how much longer your final cast should be. Furthermore you'll see that the first cast provokes the fish and at your final cast it will rise aggressively to take the fly.

Most of the fish snatch where the fly hits the surface close to the opposite bank and within the first few meters. This may be a consequence of the fly's activity from the moment it hits the surface and till it's grabbed by the flow and accelerates to the middle of the stream. When the fly reaches the middle the speed will decrease and as it gets closer to where you stand it will be completely still, but it doesn't have to be this way.



### Facts

#### Day fishing

When fishing during day time in the summer, these rules have to be followed:

- Fish deep, close to the aquatic plants and bank and be careful when moving along the bank.
- Keep a larger distance to the fish so you don't scare them away, so the cast will have to be longer than when fishing at night.


It is definitely worth trying to activate the fly from the middle of the stream either by tightening or loosening your line, or by raising and lowering your rod. When the fly gets closer to where you stand then give the line a few long a quick jerks till it gets close enough for another cast.

Remember - no back cast.



## Spinner-fishing

Spinner-fishing is also best in the evening or at night time and like fly-fishing you have to go deep during daytime and in the evening or at night you can try which depths are suitable on the day. The choice of gear is a matter of opinion as there is no scientific proof that one would be better than the other. Spinner fishing is more relaxing than fly fishing as the lure creates its own life-like movements. If the flow is powerful you might have the possibility of letting



the spinner do the work, you just have to find the right spots where you can benefit from this e.g. the curves in the stream or where the stream narrows creating a faster flow. Otherwise the rules are the same as for fly-fishing.

## Worm-fishing

Fishing with worms is different from fly and spinner fishing, a lot of places where spinner or fly fishing is difficult it is possible to use worms e.g. if the water is clear and the level is low or if there are a lot of aquatic plants, and you do it without scaring the fish away. You've got lots of choices when worm fishing, here are some of them:

### **Up and down stream without a float:**

You cast up stream away from the spot and then very slowly roll it in. At the end of your line you put a piece of lead and 30-50 cm. above you place your hook length.

### **Drifting with a float:**

This type of angling is only possible in bigger and wider streams, as in the smaller ones you'll scare the fish away before the worm gets to where the fish is.

When choosing this technique you cast your tackle up stream and let it float back and through the spot a few times and finally let the worm float further down the stream through the aquatic plants. Remember to walk in front of the worm as it makes it easier to hook the fish or free yourself from the aquatic plants if you get caught in them.

### **Drifting with a float - standing still:**

This technique is very useful in small streams and where there are lots of aquatic plants.

You place yourself upstream from the spot with the correct distance so you don't scare the fish away. Then you slowly sink the worm and just let it trot downstream to the spot.

It can be difficult to hook the fish properly since you might have a lot slack to

role in before you can strike the hook, the fish has turned upstream with it's head towards you so if you strike too hard there is a big possibility that you'll pull the hook right out of the fish's mouth.

# Brown trout - find the right spot

## Fly-fishing

Without a doubt fly-fishing is the best way to catch a brown trout.

Wet fly fishing can be done throughout the season, but a dry fly is best when it is spawning time.

It is hard to beat the feeling you get when using a dry fly and you see a big brown trout rise to catch it - it's almost like your heart stops.

The chance of catching brown trout varies from every stream and different fishing spots in the stream.

### Here are some tips to improve your chances:

- If there are no signs of rising fish, you have to go deep almost to the bottom.
- If you use two flies you might want to use a small Red Tag at the end of your line, and a Red Tag Planner on the dropper.
- If you're still out of luck, you could try to switch the dropper fly with a smaller fly or a nymph.
- The choice of wet or dry fly depends on what the fish are eating on the day so you have to pay attention to what is hatching and what is flying in the air.

•To make it simple: Try different things until the fish start taking.

It is also possible to catch a brown trout using small spinners and lures, when you find the right spots it is only a matter of time and patience before the fish start snatching.

## Worm-fishing

Is another successful technique to catch a brown trout, but you have to be very careful as the brown trout, no matter the size, have a tendency to swallow everything both hook and worm, and only a few survive that. Therefore you have to be alert and ready to strike before the fish swallows everything. A good idea, when using worms to catch brown trout, is to remove the barb from the hook.

Please be very gentle when releasing the fish.

### Info

#### The vulnerable brown trout

**Angling for brown trout has to be done with consideration. For the following 3 reasons we advise you not to take more than 2 home per season.**

- The brown trout grows very slowly and just a small amount of Overfishing can have serious consequences for the stock.
- The brown trout feeds in the stream which makes it an easier target for the anglers bait than salmon and sea trout.
- The brown trout is like a reserve for the sea trout as some of the spawn swim out the sea and return later as a sea trout.

### Info

#### Grayling without flow

**That fishing for grayling requires a stream with areas of strong flow is a thing of the past. It is possible to catch large grayling where the flow is very slow, it just requires a more active technique with lots of small quick jerks when taking in the fly.**

## Grayling - the true fly fish

Several of our streams contain a good head of grayling, in some streams they are still completely protected. Some anglers say that the grayling is by far the greatest challenge as it is very hard to make it take, others say that it is easy to get a take from the grayling but it is more difficult to get a good hookhold. The grayling can be caught day and night but at sunset the activity declines.

To catch the grayling, fly-fishing is the best if not the only way to succeed although small lures or worms can also tempt the grayling. It is definitely not necessary to see rising grayling to fish for them. If you are at a stream that you know contains a lot of grayling, just reach for the fly and go for it, and if you don't succeed at the surface then go deep, maybe to the bottom.

# Rainbow trout - a fighter without comparison

Lots of the streams contain a small stock of rainbow trout. They've all escaped from fish farms and are therefore not a part of the streams natural ecology. Consequently there is no minimum size or closed season for the rainbow trout.

If you've ever tried to catch a rainbow trout above the size of 40 cm. you'll know what a magnificent fighter it is. You can catch a rainbow trout using fly, spinners or worms. It is not particular

about its food but the longer it has been in the stream, the harder it is to catch.

If you are lucky enough to catch a rainbow trout that has been to sea, a so-called Steelhead, you have to be prepared for a fight out of the ordinary. The smaller rainbow trout stay near the ponds and the slightly bigger ones are scattered through the whole stream system. Generally they stay in the same biotopes as the brown trout.

## Facts

### Places to go before your fishing trip

Most of the local angling associations have great websites with updates on the latest catches, you'll find the addresses in the back of this guide.

When you receive this guide you can also get a complete map over the streams you plan to visit.

Remember that the local distributors of fishing gear are always supportive when it concerns information about the best fishing according to season, what gear to use and where to go.

On [www.visitsydvestjylland.com](http://www.visitsydvestjylland.com) you'll find information about accommodations and restaurants and whatever is useful when you're not fishing.

## “ The outstanding nature is a definite reward

Southern Jutland is one of the areas in Denmark with the smallest amount of empty handed fishing trips but with an unpredictable hobby as angling you can never be sure. So if you have had a bad day of fishing consider yourself lucky anyway, as you've had the chance of enjoying the fantastic fauna and wildlife in the area, and you've just got to try your luck another time - the fish are out there. Tight lines!

”



# An abundance of winding streams and rivers - the choice is yours

This chapter gives you a description of a lot of the streams in the area so you can choose what's suitable according to your wishes. You'll also get addresses on where to buy a fishing license but remember that you also need a national fishing license before fishing in the streams. The national fishing can be bought at the Danish Postal offices.

## Info

### Closed seasons and minimum sizes

Species	Closed seasons	Minimum size
Salmon	1/11 - 31/3	60 cm.*)&#246;
Sea trout	1/11 - 31/3	40 cm.
Brown trout	1/11 - 31/3	30 cm.
Grayling	15/3 - 15/5	33 cm.
Pike	April	40 cm.
Eel		45 cm.
Zander	May	50 cm.
Perch		20 cm.
Roach		20 cm.
Houting	Total protection	

Fish swimming back to sea after spawning have total protection. These fish are recognized as skinny and unhealthy looking.

\*) The closed season can be effectuated earlier if the quota is full. Check the local angling associations' websites or ask when buying fishing license.

### Special restrains:

Fishing with roe is strictly prohibited. Only one rod per person is allowed.

and has great opportunities for fly-fishing. From where it meets Hvirlå in Emmerske and upstream to Øster Højst there are good possibilities to catch a sea trout or brown trout, and lately a fine amount of grayling have been caught as well.

### Fishing rights:

The angling association Vidå have the official right to fish in Arnå, from the bridge at Mergelkulerne east of Øster Højst to the bridge Dyveengevej at Emmerske (Solvigård's land is not included).

### Grønå

Grønå is Vidå's largest merging stream and with its large deep curves on the last part, it is great for sea trout fishing. You may use spoons, spinners and fly. Up stream at the end of Vindtvedskanalen Grønå narrows and gets deeper with lots of nice curves. Here you'll find a great amount of brown trout and grayling.

### Fishing rights:

Begins at the merging of Slogsås and Ugebæks in Saksborg and stops at the merging with Vidå south of the town of Tønder. The part east of the bridge Lydersholmvej, Noldestykket and the southern bank from Saksborg to Hajstrup and small parts east of Hajstrup are not included.

### Hvirlå

Hvirlå is one of the Vidå-systems minor merging streams. Here you'll primarily find brown trout, grayling and eel but you can also get salmon and sea trout. A low water level may complicate the fishing during summer time but you can benefit from knowing the good spots.

## Facts

### How to move about around streams

- Show consideration when parking and driving forth and back.
- Don't block the roads
- Moving forth and back using only roads or field boundaries
- Anglers have to use the path when moving along the stream
- Dogs are prohibited
- Irrigation, fences and crops must not be damaged
- Any damage must be reported to the angling association with the right to use the particular stream or taken care of with the site owner.

## Vidå area

- angling for everyone

The area around Vidå can satisfy every angler. Each year large sea trout, pike and zander are caught here and there's an opportunity for fishing for everyone, whether it's a family fishing trip, coarse fishing or the active spinner and fly angling for salmon or sea trout.

The quiet fly-fishing for grayling and brown trout is possible in the smaller streams in the area.

### Arnå

Arnå has natural curves in the upper part, a few canal like parts in the middle and in the last part before merging with Vidå it curves again. It's got great flow



**Fishing rights:** From the bridge of Emmerske to the bridge at Hostrup Præstegård Slogså and Ugebæk In the area around Bylderup Bov these streams offer you a fine opportunity for fishing for brown trout and grayling. Especially grayling stocks have increased as grayling over 40 cm are frequently caught.

#### **Fishing rights:**

In Slogså from the bridge west of Brevedad to the merge in Grønå at Saksborg (small parts are not included) In Ugebæk from Vølebro til Karlsvrå.

#### **Sønderå**

In Sønderå that runs near the border between Denmark and Germany you'll find a fine amount of brown trout. In the autumn you'll also have good chances of catching salmon or sea trout. As seen in Arnå the amount of grayling have increased year-by-year and furthermore you'll have a chance of catching rainbow trout which have escaped from fish farms nearby. Naturally they do not belong in the river and should therefore, no matter the size, not be returned to the water so as to preserve the natural environment in the stream.

#### **Fishing rights:**

Sønderå from Rens to Bejerskro (some parts are not included).

#### **Terkelsbøl Å**

All types of fishing are possible, although masses of aquatic plants and a slow water flow can make it difficult during summer time. Here lots of fine brown trout are caught using worm as bait. Use the bait without float and lead of any kind, so it can go into every nook and cranny, where the big fish are. Many are caught on spinners, fly or small wobblers.

**Fishing rights:** In Terkelsbølå from Søllingvrå mill to Karlsvrå and a small part east of the bridge at Søllingvrå mill.

#### **Vidå**

Vidå, which is also the name of the association, is a result of Arnå and Hvirilå uniting at Emmerske app. 3 km east of Tønder. Vidå is surrounded by a dike on the part from Emmerske to Tønder and further on to Rudbøl. Vidå offers you lots of different possibilities for coarse fishing and angling for eel, salmon and sea trout. In some areas the flow is almost immobile but from the merging of Grønå south of Tønder it gets more ac-

tive. From the small harbour in Lægan and further to the west the stream is almost river like and fishing in this area is only possible using a boat.

#### **Coarse fishing:**

Vidå is a true paradise for the coarse angler. The stream contains one of the largest amounts of different species such as eel, perch, roach, bream, tench and ide - you'll never know what you're going to catch. It is the calm part down stream to Tønder and around Lægan that appeals to the coarse fish, if it is possible for you to get a boat there are good possibilities in Magisterkogen from Lægan to the lake in Rudbøl.

#### **Sea trout/salmon:**

The largest amount of sea trout are caught from April to October. Mainly using spinners and wobblers but fly fishing and fishing using live bait (worm/shrimps) is used. The stream is influenced by an increasing amount of salmon which is probably due to the release of salmon fry during the last 5-6 years.

#### **Pike and zander:**

Vidå has a fair amount of large pike;

pike fishing has especially developed in Magisterkogen year by year.

Trolling and fishing using live bait will give you the best results. In the evening hours you can also catch zander by trolling or using live bait.

#### Fishing rights:

Begin at the bridge at Emmerske bro to the bridge at Rudbøl.

#### Vindtved Kanal

Despite its canal like appearance the Vindtvedskanalen offers you great surprises. Both salmon and sea trout heading for Sønderå, and several other coarse fish can be caught here, where the growth during the summer makes the stream deeper and curved.

#### Fishing rights:

Begin at the border to the merge in Grønå.

#### Facts

#### Day cards:

Schütt Angelsport  
Hauptstrasse 6, 25917 Leck  
+49 46 62 26 65

Tønder Turistbureau  
Torvet, 6270 Tønder  
+45 74 72 12 20  
e-post@visittonder.dk  
www.romo.dk

INTERSPORT Tønder ApS  
Vestergade 24, 6270 Tønder  
+45 74 72 00 33  
toender@intersport.dk  
www.intersport.dk  
www.dagkort.dk

Hostrups Hotel  
Søndergade 30, 6270 Tønder  
+45 74 72 21 29  
hostrups@mail.dk  
www.hostrupshotel.dk

## Brede Å

- the family and fly fisher's paradise

Brede Å is 48 km. long and flows into The Wadden Sea at Ballum sluice. The stream has a rich wildlife and both salmon and sea trout use it for spawning furthermore you'll find eel, houting, pike and grayling.

After a large restoration of Brede Å it has been well known for it's great sea trout fishing, but you'll also find salmon, grayling, eel and pike on the lists of catches. To the west the streams flow is dependent on the tide from The Wadden Sea and here it appears more like a slow flowing river.

There are lots of nature adventures around Brede Å, in the spring you can enjoy the birdlife and all the salmon and sea trout that have just swum up from the sea. Fishing for sea trout in the summer is a special adventure which you can experience all day long. In the late summer large amounts sea trout migrate up from the sea and during that period there will be both salmon and sea trout in every part of the stream.

The western part of Brede Å is especially suited for family fishing with float, worms and lures. Further up the stream fly fishing is a good alternative.

You can fish at anytime and with whatever technique you prefer. In Brede Å there is plenty of room and adventures for everyone.

To the east the stream curves beautifully past the towns Bredebro and Løgumkloster.

Here in the middle of the fly fisher's paradise there is room for recreation.

#### Facts

#### Day tickets

You can buy one at  
HKlindt Jagt - Sport - Fiskeri, Brogade 1-3,  
6261 Bredebro.

## Ribe Å area

- sea trout like you've never seen before.

Ribe angling association has the fishing right in Tved Å, a part of Fladså, Ribe Å and Gels Å and apart from Tved Å it is not possible to buy a ticket card for this area, and to buy one for Tved Å you'll have to be in touch with a member.

Day cards to Gels Å - the part from the bridge in Gels and to Immervad, can be bought from several different places.

#### Gels Å

The best water in Denmark for sea trout and the population is in a league of it's own. Each year some of the largest sea trout in Denmark are caught in the Ribe Å area and a sea trout of 10 kg. is not unusual. The population of sea trout has gradually grown so much that there is no need for stocking fish anymore.

Therefore the stocking in the Ribe Å area has been focused on the salmon during the last couple of years.

#### Facts

#### Big, Bigger, Biggest...

In 1985, a great sea trout of 13.85 kg. was caught by fly fishing in Gels Å. Not to mention the giant of 15.5 kg. that was caught in a fisher's net in Ribe Vesterå, it was actually a new National Danish record but it was never made official as the fish was sold before verification.

Then a new Danish record was caught - a giant of 15.4 kg. and only 95 cm. long got caught in anglers net in Ribe Vesterå - an extraordinary fish that made it to Naturhistorisk Museum in Århus, where it was stuffed and is now a part of the museums great permanent exhibition  
Quotes from: [www.ul](http://www.ul)

## Fishing

Gels Å offers you a wide variety of fishing opportunities and is therefore among many angler's favourite spots. Grayling, pike, brown trout, sea trout and salmon - the adventures and opportunities are uncountable on this 40 km. long passage.

The width varies from 1 m. at Immervad to 15 m. at Stensbæk Plantation. A great number of restoration projects have been made to give the stream back its natural bends e.g. at Neder Jerstal and Bevtoft.

A free passage is projected at Gelsbro and Kastrup meadow irrigation so salmon and sea trout will have access to the entire stream. It will, without a doubt, increase the amount of fish swimming up the stream from the sea.

**All spinner, lures and worms are allowed as bait.**


### These are the rules:

Only one rod per angler is allowed.

It is not allowed to use live bait other than worms.

There is a limit of 5 fish each day of either salmon, sea trout, brown trout or grayling.

A fish that is either protected or under minimum size must immediately be put back.



## Facts

### Day tickets:

**Ribe:**  
Jagt og Fiskeri,  
Industrivej 68, 6760 Ribe  
+45 76 88 98 88

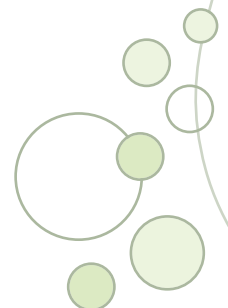
**Knæk & Bræk,**  
Nederdammen 31, 6760 Ribe  
+45 75 42 57 00

**Rødding:**  
Jels Turistbureau  
Jels Møllevej 5, 6630 Rødding  
+45 74 55 21 10

**Toftlund:**  
Arrild Fiskesø  
Sydmarken 1, 6520 Toftlund  
+45 74 83 40 00

### Ribe Vesterå

It is not possible to buy day cards to Ribe Vesterå but Members of Ribe Vesterå consortium can bring a guest.



# Kongeåen

- room for everyone

Each year you'll find sea trout around 10 kg. in Kongeåen and the fly fishing for brown trout and grayling is some of Denmark's finest. Now we'll run you through every part of Kongeåen and it's possibilities for fishing.

## **This part runs from 2 km. East of Foldingbro to Villebøl:**

Here the stream is under constant care with release of fry and hatchery fish. The stream has it's natural curves and pools and there are great spots even for larger fish.

## **What to catch?**

You can catch: Salmon, sea trout, brown trout, rainbow trout and grayling.

## **Worth knowing:**

In Foldingbro you'll find both campsites and inns. On both sides the road follows the stream's path and the roads to- and from are good.

At Villebøl there are great parking possibilities.

In the areas near fish farms and fish ladders fishing is not allowed.

## **The part from Villebøl to Gredstedbro (Jedsted Mølle):**

The stream runs through it's natural path and there are great spots - also for large fish.

## **What to catch?**

You can catch: Salmon, sea trout, brown trout, rainbow trout and grayling.

## **Worth knowing:**

Small bridges lead you across the stream at Villebøl and Plougstrup. A log bridge near Hjortlund church can be crossed by foot. All three places have spots. Parking where it is inconvenient to the site owner is not allowed. In

Villebøl there is a campsite and a diner and in Gredstedbro you'll find a hotel and stores.

## **This part runs from Jedsted Mølle to the sea:**

By Jedsted Mølle there is established a part that's protected. It contains a short part of Kongeåen and the merging streams. From the sluice and to the sea there is also a protected area. To protect juvenile fish migrating downstream and to avoid anglers from catching salmon and sea trout below minimum size, the minimum size of brown trout has been increased to 40 cm. in this particular part of Kongeåen.

## **What to catch?**

In this part you can catch salmon, sea trout, brown trout, rainbow trout and grayling.

## **Rules:**

Salmon: One fish each season can be taken home from the streams where



the fishing right belongs to Sydvestjysk Sportsfiskerforening (Angling association of South West Jutland).

Sea trout: Three fish per day.

Grayling: Three fish per day.

Brown trout: One fish each day.

Kongeåen from Knagemølle to Sønder-skov Mølle:

On the part from Knagemølle and downstream towards Sønder-skov Mølle at Foldingbro you can only fish from the south side and you have to have a day ticket. The fishing rights on this part of Kongeåen belong to Vejen Sportsfiskerforening (Angling association of Vejen).

### What to catch?

You can catch brown trout, rainbow trout, grayling and steelhead.

Directions:

Go by the E20-highway towards Esbjerg and take the exit towards Store Andst. Approximately 3.5 km from Store Andst turn left on road 32 towards Foldingbro/Ribe.

Side roads on your left lead you across the stream app. 2.2 km. ahead (road towards Knagemølle), from here app. 1.5 km ahead (road 403 towards Skodborg), then app. 1.9 km (towards Københoved) and from here app. 4.2 km ahead (from Sønder-skov Vandmølle) go along a gravel road towards the stream.

### Fishing rights:

In the main part of Kongeåen the fishing rights are held by Sydvestjysk Sportsfiskerforening (Angling association of South West Jutland). The fishing rights in Kongeåen include the entire distance from 2 km. east of Foldingbro to where the stream runs into the sea. Some parts are not included in the lease these are marked by signs.

### Vejen Å

It is a stretch on the south side of the E20-highway (Kolding-Esbjerg), and up streams towards the water treatment plant.

### What to catch?

You can catch rainbow trout, eel, grayling, sea trout and brown trout.



### Directions:

Go by E20-highway towards Esbjerg. In the town of Vejen turn right towards Gamst Vestermark, where the stream runs close by. You can also drive app. 3 km. further on the E20, and then turn right towards Gesten. App. 300 m. ahead the road crosses the stream.

## Sneum Å

- the unknown angling spot. Sneum Å is not as popular as Ribe Å, Varde Å and Kongeåen but make no mistake, each year a great amount of large salmon and sea trout are caught here. Now we'll guide you through the opportunities on each part of the stream. Sneum Å begins at the bridge on main road I by the town of Endrup and goes straight on towards the sea. In Sneum Å you'll find great trout fishing and on the last part the coarse fishing and fishing for eels is good. Both streams are under constant care by and are stocked with fish.

### Worth knowing:

There are fine access roads to Sneum Å e.g. on the main road from Endrup to Bramming and at Ålbæk bridge, Sneum church and Darum bridge. Access through private gardens and parks (Endrupholm Gods) is prohibited.

### The rules:

Salmon: One salmon per season can be taken home from the waters belonging to Sydvestjysk Sportsfiskerforening (The Anglers association of South-western Jutland). Closed season for salmon is from October 1st and until 31st of March. The closed season can be effected earlier if the quota is full. Check the Association's website.

Sea trout: Three fish each day.

Grayling: Total protection.

Brown trout: One fish per day, minimum size: 40 cm.

Roach: No limit but minimum size: 20 cm

### Facts

#### Day tickets:

Here you'll find the places where you can buy day tickets to Kongeåen and season tickets to Vejen Å.

Attention: Remember to turn in a report of the days in the special mailboxes or turn it in to Michael Deacon.

#### Where to buy your tickets:

Svends Kiosk  
Nørregade 62, 6600 Vejen.  
tlf. +45 75 36 14 08

Den Lille Cafe  
Kongeåvej 76, 6600 Vejen.  
tlf. +45 75 36 61 22

Midtsønderjyllands turistbureau  
Jels Møllegade 5, 6630 Rødding.  
tlf. +45 74 55 21 10

Foldingbro Camping  
Kongeåvej 1, 6650 Brørup.  
tlf. +45 75 38 10 78

**Fishing rights:**

Sydvestjysk Sportsfiskerforening (The Angler association of South-western Jutland) holds the main part of the fishing right in Sneum Å. If you buy a day-, weekend-, oneweek ticket, you can fish from the old main road at Endrup to where the river runs into The Wadden Sea.

In Sneum Å you'll find species such as salmon, sea trout, grayling, brown trout and rainbow trout. Furthermore you'll find that coarse fishing and fishing for eels is good on the lower part of the stream. It is not allowed to use live bait other than worms.

**Holsted Å**

Holsted Å runs from Gørding kirkebro (bridge) to the streams merging in Sneum Å. In the distance above Gørding fishing is only allowed on the north side of the stream. A day or week ticket is valid in Holsted Å from Gørding kirkebro to where the stream merges with Sneum Å.

In Holsted Å you can catch salmon, sea trout, brown trout, grayling and rainbow trout. Fishing with live bait apart from worms is not allowed.

**Worth knowing:**

You'll easily get to Holsted Å at Hesselund bro (bridge), at Terp bro (bridge) and Kaj Lykkes golf club, where you'll find great parking facilities.

Access through private gardens or parks (Endrupholm Gods) is not allowed.

**The rules:**

**Salmon:** One salmon per season can be taken home from the waters belonging to Sydvestjysk Sportsfiskerforening (The Anglers association of South West Jutland). Salmon cannot be caught from October 1st and on to the 31st of March. The closed season can be effected earlier if the ratio is full. Check the Association's website.

**Grayling:** Total protection.

**Brown trout:**

No limit but minimum size: 40 cm.

**Roach:** No limit but minimum size: 20 cm.

**Where to buy your membership card:**

**MacNab Jagt & Fiskeri**  
Borgergade 54, 6700 Esbjerg  
Tlf.: +45 75 45 43 17

Other tickets can be bought at:  
**MacNab Jagt & Fiskeri**  
Borgergade 54, 6700 Esbjerg  
Tlf.: +45 75 45 43 17

**Fiskernes Indkøbsforening**  
Havdigevej 36, 6700 Esbjerg  
Tlf.: +45 75 45 12 88

**Foldingbro Camping**  
Kongeåvej 1, 6650 Brørup  
Tlf.: +45 75 38 10 78

**Kongeå kroen**  
Kongeåvej, 6650 Brørup  
Tlf.: +45 75 38 10 39

**Kongeå Camping**  
Bækvej 39, Villebøl, 6760 Ribe  
Tlf.: +45 75 43 71 04

**Knæk & Bræk**  
Mellemdammen 23, 6760 Ribe  
Tlf.: +45 75 42 57 00

**Ribe Turistbureau**  
Torvet 3, 6760 Ribe  
Tlf.: +45 75 42 15 00


**Guldbageren i Bramming**  
Storegade 36, 6740 Bramming  
Tlf.: +45 75 17 31 88

**Darum Camping**  
Alsædvej 24, Darum, 6740 Bramming  
Tlf.: +45 75 17 91 16

**Gredstedbro Hotel**  
Vestergade 2, 6771 Gredstedbro  
Tlf.: +45 75 43 10 88

[www.dagkort.dk](http://www.dagkort.dk)





### Info

#### Sydvestjysk Sportsfiskerforening (SSF)

The association holds app. 120 km. of high quality fishing water. Whether you do coarse fishing or fly fishing you'll find places appealing to you.

**Be aware of the fact that it is illegal for members of SSF and others to touch the fish traps in the streams, as they are somebody else's property.**

**If the fish traps are placed illegally, according to you, please contact the Fishing inspectors in Esbjerg by phone, the number to call is: 75 12 20 55.**

#### Karlsgårde Sø(lake)

If you buy a day or a season ticket you can fish in both Karlsgårde Sø and in Ansager kanal (canal) that runs approx. 1 km. down stream of the town of Ansager to the merging with Holme kanal (canal). In Holme Kanal you can fish approx. 1 km. down stream from

the town of Hostrup and to where it runs into in Karlsgårde Sø (lake). Here you can catch salmon, sea trout, brown trout, rainbow trout, pike, carp, bream and roach.

#### The rules:

There is a limit of 3 fish each day of either salmon, sea trout, brown trout or grayling and 1 pike each day. In other words you can only take home one pike per day and the size has to be between 50 and 75 cm. Therefore any pike below 50 cm. and above 75 cm. must be put back into the lake.

In Karlsgårde Sø you're allowed to use 2 rods but one of them has to be used only for catching live bait.

#### Rules for fishing with carp license:

- The carp license is only valid for fishing in Karlsgårde Sø.
- The carp licence is only valid for coarse fishing.
- If you catch a pike, salmon or trout you have to release it.
- Carp must be released at the spot where caught.

- The carp license allows you to use 3 rods.
- Placing your tackles by boat must only be used at a minimum level.
- You have to use a unhooking mat during carp fishing.
- Sacking: Carp sack can only be used at night.
- Bivvies and tents must not be placed where they can be inconvenient to others.
- Prebaiting: There is a maximum of 1 kg. pe rod per day.
- Using back lead is compulsory.

If you have a season ticket to the streams and lakes held by Sydvestjysk Sportsfiskerforening (SSF) or a season ticket to Karlsgårde Sø, it is also valid as a carp licence.

#### Protection periods:

Salmon and trout:  
November 1st - April 1st. Fish swimming back to sea after spawning have total protection. These fish are recognized as skinny and unhealthy looking. All merging canals have the same closed

season as the other streams (November 1st - March 31st).

The closed season in the lake runs from April 1st to April 30th.

There's a stretch of 50 m. on each side of the salmon ladder by the power plant that's protected, it also includes the drain canal from the lake.

#### **Karlsgårde Sø and the merging canals:**

There are great opportunities for a nice catch from the banks of the lake, it could be either salmon, sea trout, brown trout, rainbow trout, pike, perch, carp, bream or roach.

#### **The rules:**

There is a limit of 3 fish each day of either salmon, sea trout, brown trout or grayling and 1 pike each day

Bait fishing: Live or dead or a combination of both (including roe).

The bait fish must be caught in the lake or be salt water fish. Possible leftover bait from the lake must be put back when leaving.

Long line, net and fishing traps are prohibited. Sailing by engine or sail is prohibited. Dogs are not allowed.

#### **Facts**

#### **Season and day tickets:**

Tambours Have  
Bredmosevej 21,  
Nordenskov 6800 Varde  
Tlf.: + 45 75 29 83 24

Dagli'Brugsen  
Vardevej,  
Sig 6800 Varde  
Tlf.: + 45 75 26 41 99

Knæk og bræk  
Vestergade 7,  
6800 Varde  
Tlf.: + 45 75 22 50 88

**Grindsted Å and Ansager Å**  
From the merging of Grindsted Å and  
Ansager Å you're allowed to go app. 1 km.  
up streams in both. Just follow the signs.

## Varde Å

- probably the best place in Denmark for salmon fishing.

Whether Varde Å is the best place in Denmark for fishing salmon or not is still in question, but with several catches between 15 and 20 kg. it is definitely in the running to become the best place in Denmark.

Varde Å is large and deep - after Danish conditions. It is app. 100 km. long and the average depth is app. 2 m. From its source and to the where it runs unhindered into Ho Bugt, you'll experience beautiful natural surroundings and an extraordinary wildlife. The stream contains a large head of salmon and sea trout, and the possibilities for catching a pike, perch, bream, grayling, eel and brown trout are also good. Previously the stream has suffered from pollution and the dams in connection with the many fish farms has been a





huge obstacle for the fish to reach their spawning ground. Furthermore a lot of the streams natural curves were straightened and the water was lead into artificial canals and lakes to gain electricity from the water.

Especially the fish that uses the streams as spawning ground suffered from this. Things are changing for the better, for Varde Å and its many species.

The water is no longer polluted and, as we speak, a lot of the natural curves are being restored so the river runs through it's natural path and there are no more obstacles for salmon, sea trout and houting.

Now we'll guide you through all the possibilities of fishing in the river and in all it's side-streams:

#### Fishing rights:

Varde Sportsfiskerforening (VSF (Varde Angling Association)) holds the fishing rights in a large part of the fishing area around Varde Å and each year app. 1200 day ticket anglers visits the area. If you would like to try your luck on catching a sea trout or maybe a nice salmon then join the association (VSF) or buy a day ticket - the price(in 2011) is 200 dkr. Remember also to get the national fishing license before you go fishing.

Like other river areas the area round Varde Å also is a mixture of several merging streams where VSF holds the fishing rights in the main part. If you are a member of VSF you can also go fishing in lots of other places than just Varde Å.

#### Info

### Varde Sportsfiskerforening (VSF)

Varde Sportsfiskerforening with more than 700 members have since 1926 been fishing in Varde Å and they still hold the fishing rights. Through the years VSF has done a great job to take care of the stream and have made it one of the best streams in Denmark for salmon and sea trout. The high quality is the outcome of extraordinary work on increasing the genetically correct population of salmon and sea trout in the area of Varde Å. Furthermore a lot of effort has been put into the restoration of the streams and the laying out and taking care of the spawning grounds. These initiatives have made the area around Varde Å into some of the best and most varied fishing waters in Denmark.

#### Mølby-Eg-part

The Mølby-Eg-part of Varde Å is further upstream close to Grindsted. The water in this part is very clear and all fresh water fish are represented here. When the restoration of Varde Å is completed, the Mølby-Eg part is expected to be the future spawning ground for the salmon, and this will take Varde Å even further towards being the best salmon stream in Denmark. If you enjoy beautiful nature with a fast flowing and clear stream visit the Mølby-Eg-part and don't forget your fly-fishing rod, if you want to challenge the large population of brown trout and grayling in this area.

Varde Sportsfiskerforenings (VSF) day tickets can be bought in lots of places in the local area and at The Danish Angling Association.

#### Holme Å

Holme Å runs into Varde Å, but in the last part it runs through an artificial canal and into Karlsgårde Sø. The outcome is that the fish that swim up from the sea to spawn e.g. salmon, sea trout and houting have great difficulties in passing the dams.

Luckily Holme Å holds a large and strong population of brown trout and grayling, which you can challenge by fly-fishing.

If you enjoy this kind of fishing don't deny your self a fishing trip to Holme Å, where bend after bend reveals numerous great spots. Brown trout are released into Holme Å and the stock of rainbow trout is good.

#### Fishing rights:

The fishing rights to Holme Å includes the part from Tofterup and down to the merging with Karlsgårde Sø - keep an eye out for the signs.

There are several possible access roads and parking sites by the bridges at Tofterup, Puglund, Hostrup and the gravel pit.

Fishing is prohibited around fish farms and fish ladders. Some stretches are not included in the lease, signs indicate where. Day tickets can be bought at Tofterup-Starup Fiskeriforening (Angling association).

#### Linding Å

Linding Å is a small stream which runs into Varde Å from the north. The stream is small but it's got a strong flow and lots of bends. It hasn't been changed since the Ice Age and hasn't been exposed to straightening or pollu-

tion. Linding Å is quite unique and almost all fresh water species in Denmark can be found here. Therefore it seems likely that the Varde-salmon have survived as spawning fish in Linding Å. Visit Linding Å and see for yourself. In Linding Å you're not allowed to use live bait, so use light gear for fly fishing or small spinners and plugs.

### Facts

#### Day tickets:

Knæk og Bræk,  
Vestergade 7, 6800 Varde

Tourist Information,  
Otto Frellos Plads 1, 6800 Varde

Hotel Arnbjerg,  
Arnbjerg Allé 2, 6800 Varde

Roadhouse Cafeteria,  
Østre Omfartsvej 21, 6800 Varde

Egebjerggaard,  
Vesterbækvej 42, Sig, 6800 Varde

Mac Nab,  
Borgergade 54, 6700 Esbjerg

Mac Nab,  
Trehøjevej 31, 7200 Grindsted

Knæk og Bræk,  
Kallesmærskvej 2, 6857 Blåvand

Lykkebjerg Bed & Breakfast,  
Lykkebjergvej 13, Sig, 6800 Varde

Shell Service,  
Ribevej 27, 6800 Varde

Døgnkiosken Ansager,  
Torvet 11, 6823 Ansager

Agervig Bed and Breakfast,  
Agervigvej 39, Næsbjerg, 6800 Varde

Members of The Danish Angling Association gets 25 % discount on day tickets if the ticket is bought directly from their office in Vingsted.

### Ansager Å

On the 1st of January 2008 Varde Sportsfiskerforening (VSF) merged with Ansager Sportsfiskerforening and took over the fishing Rights to Ansager Å from the fish farm in Kroager and to the merging with Grindsted Å. This stretch offers you some of the best fishing for brown trout and grayling in Denmark and almost all species of fresh water fish are represented in this clean and beautiful stream.

Ansager Å is untouched by human hand and still runs its natural path as it has done since the ice age. One curve leads to another in this beautiful and untouched natural environ where you can get lost in your own thoughts. East of the town Ansager the stream is very easy to access and there is plenty of room on both sides which makes it suitable for all kinds of fishing. The stretch west of Ansager is on the other hand very challenging as you have lots of old oak trees and European elder almost in the middle of the stream. On this part you can definitely put your fishing skills to the test, but it is worth the trouble as many large fish have been caught in the deep pools below the oak trees.

Ansager Å and the sidestream of Kærbæk Bæk is expected to become one of the major spawning grounds for salmon, sea trout and houting when the nature-restoration project is finished

### Facts

#### Day tickets:

Knæk og Bræk, Vestergade 7, 6800 Varde

Tourist Information,  
Otto Frellos Plads 1, 6800 Varde

Mac Nab, Trehøjevej 31, 7200 Grindsted

Døgnkiosken Ansager, Torvet 11,  
6823 Ansager

Agervig Bed and Breakfast,  
Agervigvej 39, Næsbjerg, 6800 Varde

## Fishing in stillwater

- true pearls for lake-fishermen

In Southern-Jutland you'll find numerous still waters which offers you great opportunities if you enjoy lake fishing and want to catch a pike, perch, zander, carp and eel.

That the area offers you some of the finest fresh water fishing in Denmark is emphasized by the fact that one of the largest pike through times was caught here. The pike was 150 cm. long and weighed 26.5 kg., it was caught in 1929 in Grarup Sø in Southern-Jutland. It was caught by using a hand line and killed with a shotgun.

Fishing for pike, perch and zander in stillwater is possible all year round although spring and fall is the peak season. Here the fish are very active close to reed weed fallen trees, water lilies and the lakes bars, fallen and slopes. Even though catches of large pike over 10 kg. are uncommon. Southern Jutland is still the place to go for a charming and varied fishing for pike, perch and zander in the areas numerous lakes, pits, drains and ponds.

### Tackle the coarse fish

Among leading european match fishermen, Southern Jutland is known as one of the best places in Europe for coarse fishing. It is not only the quality of the coarse fishing it self but also the amount and size of fish here, which makes it every coarse fisherman's dream.

The lakes around Vestbirk and Jels are among the most popular spots. Gems for lake and coarse fishermen The largest lakes are Bygholm Sø, Vestbirk-søerne, Fårup Sø, Harte-Dons Søerne, Jels Søerne, Vedbøl Sø, Haderslev Dam, Rudbøl Sø and Nordborg Sø. Numerous small lakes also characterize the area and ponds and many of them contain a population of predatory fish e.g. pike, perch, zander and eel. Some lakes also offer you great carp fishing.

**Fishing rights:**

For most lakes it is necessary to purchase a fishing license together with the national fishing license, which is compulsory for everyone between 18-65 years of age.

A day ticket normally costs around 30-100 dkr. and can be bought at tourist agencies, sports shops and certain campsites and gas stations.

Remember - when buying a day ticket you must also bring your valid national fishing license.

Check the local tourist agency for details concerning the opportunities of lake and bog fishing in the area.

Notice that private streams and lakes off the beaten tracks often offers you a great adventure, but remember to ask the site owner for permission first.

**Info****Take care of the aquatic environment**

Be aware that the use of groundbait or prebaiting - is prohibited in several fishing locations in Denmark. Some places have a limit for groundbaiting of 0.5 kg. per person per day to protect the aquatic environment, which is constantly being improved by clearing waste water.

Other places have imposed limits that ban the use of groundbait.

Ask locally or where you buy your licence to the water in question.

**Facts****Sportanglervereinigungen:**

[www.vidaa.dk](http://www.vidaa.dk)

[www.dmi.dk](http://www.dmi.dk)

[www.ribesportsfisker.dk](http://www.ribesportsfisker.dk)

[www.ribe-vesteraa.dk](http://www.ribe-vesteraa.dk)

[www.sydfisk.dk](http://www.sydfisk.dk)

[www.sydvestjydsk.dk](http://www.sydvestjydsk.dk)

[www.sportsfiskeren.dk](http://www.sportsfiskeren.dk)

Wetteraussichten.

[www.varde-sportsfiskerforening.dk](http://www.varde-sportsfiskerforening.dk)

**The fishing areas in South West Denmark**

**Esbjerg Turistbureau**  
Skolegade 33, 6700 Esbjerg  
Tel.: +45 7512 5599  
E-mail: [esbjerg@visitesbjerg.dk](mailto:esbjerg@visitesbjerg.dk)  
[www.visitesbjerg.dk](http://www.visitesbjerg.dk)

**Rømø Turistbureau**  
Havnebyvej 30, 6792 Rømø  
Tel.: +45 7475 5130  
E-mail: [romo@romo.dk](mailto:romo@romo.dk)  
[www.romo.dk](http://www.romo.dk)

**Vejen Turistinformation**  
Rådhuspassagen 1, 6600 Vejen  
Tel.: +45 7536 2696  
E-mail: [post@visitvejen.dk](mailto:post@visitvejen.dk)  
[www.visitvejen.dk](http://www.visitvejen.dk)

**Varde Turistinformation**  
Otto Frellos Plads 1, 6800 Varde  
Tel.: +457522 3222  
[www.visitwestdenmark.com](http://www.visitwestdenmark.com)

**Ribe Turistbureau**  
Torvet 3, 6760 Ribe  
Tel.: +45 7542 1500  
E-mail: [info@visitribe.dk](mailto:info@visitribe.dk)  
[www.visitribe.dk](http://www.visitribe.dk)

**Tønder Turistbureau**  
Torvet 1, 6270 Tønder  
Tel.: +45 7472 1220  
E-mail: [info@visittonder.dk](mailto:info@visittonder.dk)  
[www.visittonder.dk](http://www.visittonder.dk)

**Fanø Turistbureau**  
Færgevej 1, 6720 Fanø  
Tel.: +45 7026 4200  
E-mail: [info@visitfanoe.dk](mailto:info@visitfanoe.dk)  
[www.visitfanoe.dk](http://www.visitfanoe.dk)

**Henne Strand Turistinformation**  
Strandvejen 415A, 6854 Henne  
Strand  
Tel.: +45 7528 8670  
E-mail: [info@vardeet.dk](mailto:info@vardeet.dk)  
[www.visitwestdenmark.com](http://www.visitwestdenmark.com)



**Blåvandshuk Fyr Turistinformation**  
Fyrvej 106, 6857 Blåvand  
Tel.: +45 7527 5411  
E-mail: [info@vardeet.dk](mailto:info@vardeet.dk)  
[www.visitwestdenmark.com](http://www.visitwestdenmark.com)

**Oksbøl Turistinformation**  
Industrivej 18, 6840 Oksbøl  
Tel.: +45 7527 1800  
E-mail: [info@vardeet.dk](mailto:info@vardeet.dk)  
[www.visitwestdenmark.com](http://www.visitwestdenmark.com)

Kiva Grafisk, Esbjerg  
Okt. 2010

[www.sydvestjylland.com](http://www.sydvestjylland.com)

